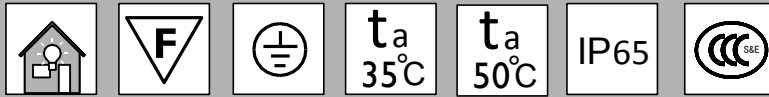


GreenPerform Highbay 飞利浦LED高天棚灯

BY687P/BY688P/BY689P G2

Mounting instruction / 安装说明书

4441 000 07371



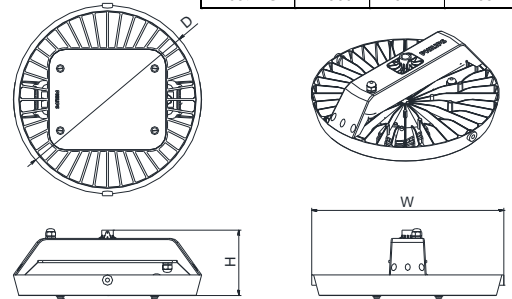
产品名称 Description	色温 Color	配光 Optics	重量 Weight	环境温度 Ta	系统功率 Wattage
BY689P LED110 PSU G2 (FR)	CW/NW	WB/NB	5kg	35°C	86W
BY688P LED160 PSU G2 (FR)			7kg		120W
BY689P LED110 PSU G2 XT (FR)			5kg	86W	
BY689P LED90 PSU G2 PW9 XT			50°C	7kg	120W
BY688P LED160 PSD G2 XT (FR)				9.5kg	186W
BY688P LED135 PSD G2 PW9 XT					
BY687P LED250 PSR G2 XT (FR)					
BY687P LED210 PSR G2 PW9 XT					

安装附件/Mounting accessories
 1. 挂钩组件/Mounting hook 2. 支架组件/Mounting bracket
 a. Hook a. BY617Z MB
 b. BY618Z MB
 c. BY619Z MB

* FR表示雾面玻璃

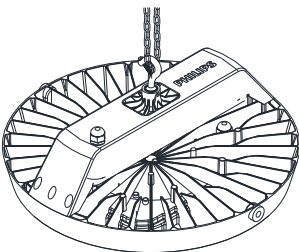
Dimensions 尺寸

Type 型号	Dimension 尺寸 (mm)		
	D	W	H
BY687P G2	Φ520	530	165
BY688P G2	Φ456	466	150
BY689P G2	Φ366	374	135

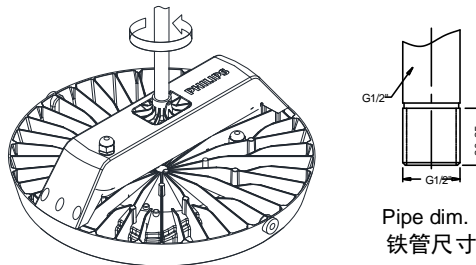


1 Installation 安装应用

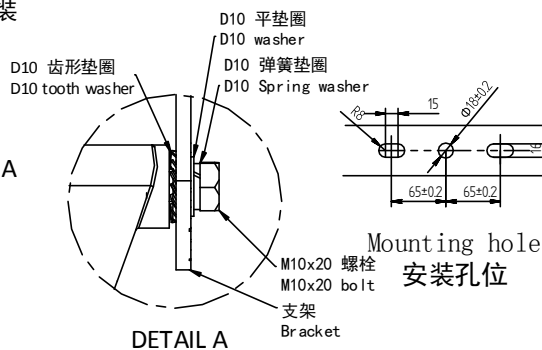
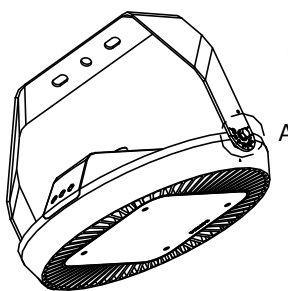
Hook mounting/吊装



Pipe mounting/杆装



Bracket mounting/支架安装



2 Connect entry cable

Please use IP65 or above waterproof terminal block, it is not provided by Philips.

连接电源线

请使用IP65以上的接线盒 (接线端子尺寸不小于10x20x25mm), 飞利浦不提供接线盒。

Cable/外部接线:

- 60227IEC53 3x1.0~1.5mm²
- 60245IEC57 3x1.0~1.5mm²

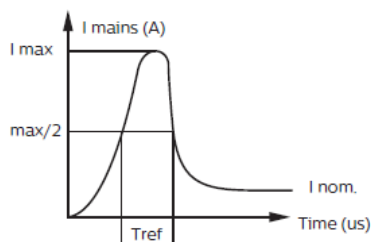
外部3芯线定义如下:

- 棕Brown -L
- 黄绿YellowGreen -G
- 蓝Blue -N

外部2芯线定义如下:

- 棕Brown -DALI+/I-10V+
- 蓝Blue -DALI-/I-10V-

Inrush current



	BY688P G2 BY689P G2	BY688P G2 XT BY689P G2 XT	BY687P G2 XT
Imax (A)	46	108	38.3
Tref (μs)	440	140	625
MCB	Units Max.		
B-16 A	11	11	6

Philips Lighting(China) Investment Co., Ltd.
 Address: Building 9 #, Lane 888, Tianlin Road, Minhang District, Shanghai City
 Postalcode: 200233
 飞利浦照明 (中国) 投资有限公司
 地址: 中国上海市闵行区田林路888弄9号楼
 邮编: 200233

PHILIPS



- 1、 The luminaire shall be installed by a qualified electrician and wired in accordance with the latest IEE electrical regulations or the national requirements .
灯具应由有资格的电工安装，接线要符合IEE电气标准或国家标准。
- 2、 Do not switch on before complete installation.
接线过程中，切勿通电。
- 4、 The cable of the BY689P & BY688P should use “Y” type connection. It should be maintained by professional electrician.
BY688P & BY689P电源线使用Y型连接，电源线损坏需专业人士更换。
- 5、 The cable of the BY687P should use “Z” type connection. The luminaire has to be scrapped if the wire broken.
BY687P电源线使用Z型连接，电源线不可更换，损坏则灯具报废。
- 6、 The height between luminous surface and ground suggested be more than 5m; and the height between bottom of luminaire and mounting surface must be more than 0.3m.
灯具发光面距离地面建议大于5m,灯具底部距离安装面至少0.3m。
- 7、 The light source of luminaire is non-replaceable; When light source reach its lifetime, the whole Luminaire should be replaced
此灯具的光源是不可替换的；当光源到其寿终时，应替换整个灯具。
- 8、 For controllable luminaires, basic insulation has been maintained between LV supply and control conductors.
可控灯具，LV电源和控制端子之间保持基本绝缘。
- 9、 When light source reach its lifetime, it should be maintained by professional electrician.
此灯具内的光源应由制造商或其服务代理商或有类似资质的人来更换。
- 10、 Luminaire don’ t have any evaluation on additional protection measures to prevent luminaire from high-altitude falling and windproof structure, can’ t be used as flood and tunnel luminaire.
本灯具没有对防止灯具高空坠落的附加防护措施和灯具防风结构进行过考核，不可用作投光灯具或隧道灯具等。

