



Maxos LED Performer – efficient and precise line lighting

Maxos LED Performer

Customers want to save energy and reduce cost compared to what they are used to with conventional lighting. At the same time, excellent lighting conditions are needed: in industrial environments, to guarantee safety and productivity; and in retail environments, to make the merchandise stand out and attract shoppers. Maxos LED Performer is an extremely flexible solution that delivers low energy consumption and excellent beam shaping at an attractive investment level.

Benefits

- Extremely fast payback
- Breakthrough optical system for precise beam shaping
- Flexible in terms of retrofits, spots, changes, accessories

Features

- Low energy consumption compared to fluorescent
- Excellent beam shaping for less spill light and exact light distribution in horizontal and vertical planes
- Proven Philips LED engines (Fortimo)
- Can be mounted, new or retrofit, onto a Maxos rail
- Also available in a flexible panel version 4MX800 or high-efficiency version 4MX850

Application

- Supermarkets
- Warehouses
- Production facilities

Specifications

Maxos LED Performer

Type	4MX900
Light source	Philips Fortimo LED Line 1R
Power	1.2 m version: 27 to 53 W 1.5 m version: 31 to 65 W 1.8 m version: 40 to 78 W
Beam angle	2 x 50° (Wide beam) 2 x 34° (Medium beam) 2 x 25° (Narrow beam) 2 x 20° DA-20 (Double asymmetric) 2 x 30° DA-30 (Double asymmetric) 1 x 30° A-30 (Asymmetric)
Luminous flux	1.2 m version: 3200 or 6000 lm 1.5 m version: 4000, 5000 or 7500 lm 1.8 m version: 4800, 6000 or 9000 lm
Correlated Color Temperature	3000 or 4000 K
Color Rendering Index	> 80
Median useful life L70B50	70,000 hours
Median useful life L80B50	50,000 hours
Median useful life L90B50	25,000 hours

Driver failure rate	1% per 5000 hours
Average ambient temperature	+25 °C
Operating temperature range	-20 to +35 °C
Driver	Philips Xitanium
Power/Data supply	27 to 78 W depending on the version
Mains voltage	220-240 V / 50-60 Hz
Options	EL central or EL3 with battery possible
Dimming	DALI dimmable and fixed output versions
Controls system input	DALI
Material	Gear tray: aluminum Lens plate: PMMA, PC for EL and EL3 versions
Color	White (WH) Silver (SI)
Optical cover	PMMA, PC (for EL and EL3 versions)
Connection	Electrical contact via standard Maxos through-wiring connector
Maintenance	Module can be clicked out, driver can be serviced
Installation	Fixation of the 4MX900 unit on the Maxos trunking with springs Suspended or surface (ceiling) mounted
Accessories	Maxos accessory range

Versions



MAXOS LED PERFORMEREM -
LED Module, system flux 7500 lm



4MX900

Product details

Image
not yet
available

IPPG_4MX900i_0003-
Productguide photo



Top view of insert

Maxos LED Performer

Product details



Partial side view



Front view with suspension



Close-up view from below



Close-up view from below

Maxos LED Performer

Application Conditions

Ambient temperature range	-20 to +40 °C
Suitable for random switching	Not applicable

Approval and Application

Mech. impact protection code	IK02
Ingress protection code	IP40

Operating and Electrical

Input Voltage	220 to 240 V
---------------	--------------

General Information

Beam angle of light source	120 °
CE mark	CE mark
Protection class IEC	Safety class I (I)
Driver included	Yes
Emergency lighting	No
ENEC mark	ENEC mark
Flammability mark	NO
Glow-wire test	650/30
Light source replaceable	No
Number of gear units	1 unit
Number of light sources	1
Product family code	4MX900

Initial Performance (IEC Compliant)

Initial chromaticity	(0.38, 0.38) SDCM <3.5
Init. Corr. Colour Temperature	4000 K
Init. Colour rendering index	≥80
Luminous flux tolerance	+/-10%

Application Conditions

Order Code	Full Product Name	Maximum dimming level
66439999	4MX900 LED60S/840 PSD DA20 SI L1800	1%
66493199	4MX900 491 LED40S/840 PSU MB WH	-
66612699	4MX900 LED40S/840 PSU WB WH L1200	-

Controls and Dimming

Order Code	Full Product Name	Dimmable
66439999	4MX900 LED60S/840 PSD DA20 SI L1800	Yes
66493199	4MX900 491 LED40S/840 PSU MB WH	No

Order Code	Full Product Name	Dimmable
66612699	4MX900 LED40S/840 PSU WB WH L1200	No

General Information

Order Code	Full Product Name	Lamp family code	Optic type
66439999	4MX900 LED60S/840 PSD DA20 SI L1800	LED60S	DA20
66493199	4MX900 491 LED40S/840 PSU MB WH	LED40S	MB

Order Code	Full Product Name	Lamp family code	Optic type
66612699	4MX900 LED40S/840 PSU WB WH L1200	LED40S	WB

Initial Performance (IEC Compliant)

Order Code	Full Product Name	Initial LED luminaire efficacy	Initial luminous flux	Initial input power
66439999	4MX900 LED60S/840 PSD DA20 SI L1800	145 lm/W	6000 lm	41.5 W
66493199	4MX900 491 LED40S/840 PSU MB WH	133 lm/W	4000 lm	30 W

Order Code	Full Product Name	Initial LED luminaire efficacy	Initial luminous flux	Initial input power
66612699	4MX900 LED40S/840 PSU WB WH L1200	143 lm/W	4000 lm	28 W

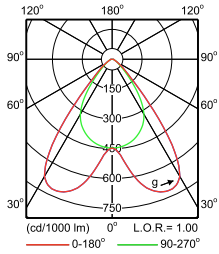
Maxos LED Performer

Mechanical and Housing

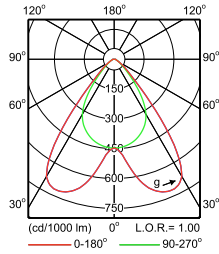
Order Code	Full Product Name	Colour	Trunking length
66439999	4MX900 LED60S/840 PSD DA20 SI L1800	Silver	No
66493199	4MX900 491 LED40S/840 PSU MB WH	White	491

Order Code	Full Product Name	Colour	Trunking length
66612699	4MX900 LED40S/840 PSU WB WH L1200	White	No

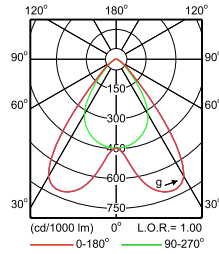
Polar Wide Diagrams



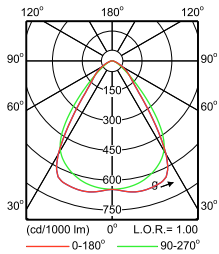
**IFPS_4MX900 L1800 1xLED48S/840 PSD
DA20-Polar Normal (separate)**



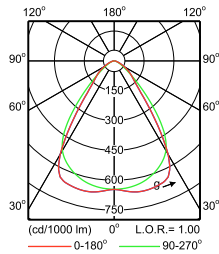
**IFPS_4MX900 L1800 1xLED60S/840 PSD
DA20-Polar Normal (separate)**



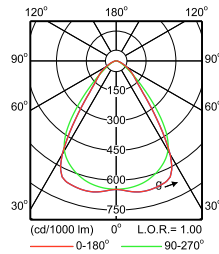
**IFPS_4MX900 L1800 1xLED90S/840 PSD
DA20-Polar Normal (separate)**



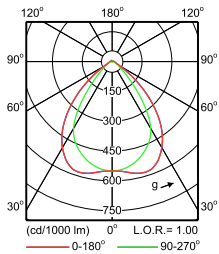
**IFPS_4MX900 491 1xLED40S/830 PSU MB-
Polar Normal (separate)**



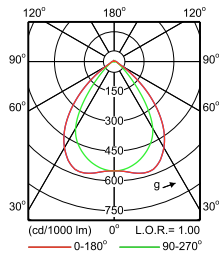
**IFPS_4MX900 491 1xLED40S/840 PSU MB-
Polar Normal (separate)**



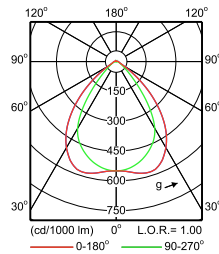
**IFPS_4MX900 G3 491 1xLED40S/840 PSU MB-
Polar Normal (separate)**



**IFPS_4MX900 L1200 1xLED32S/840 PSU WB-
Polar Normal (separate)**



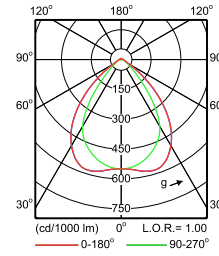
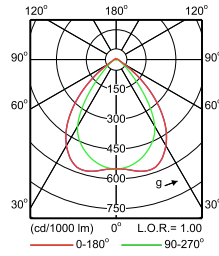
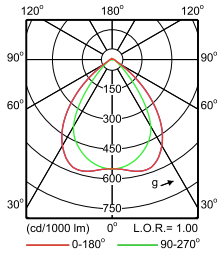
**IFPS_4MX900 L1200 1xLED40S/830 PSU WB-
Polar Normal (separate)**



**IFPS_4MX900 L1200 1xLED40S/840 PSU WB-
Polar Normal (separate)**

Maxos LED Performer

Polar Wide Diagrams



**IFPS_4MX900 L1200 1xLED57S/830 PSU WB-
Polar Normal (separate)**

**IFPS_4MX900 G3 L1200 1xLED40S/840 PSU
WB-Polar Normal (separate)**

**IFPS_4MX900 G3 L1200 1xLED60S/840 PSU
WB-Polar Normal (separate)**

