



Perfect sparkle, reliable life

MASTERColour CDM-T Elite MW

The medium wattage lighting system that gives superior, longer-lasting white light for both indoor and outdoor use

Benefits

- High quality sparkling white light
- Highest energy saving and lowest cost of ownership
- Reduced energy consumption/ CO_2 emission
- Dimmable

Features

- Very high-quality white light with excellent colour rendering
- Long reliable lifetime combined with highest system efficacy
- New socket design makes lamp extremely compact and improves efficiency
- New electronic gear platform

Application

- Outdoor; floodlighting of buildings and other interesting structures. Illumination of roads and pedestrian areas, public spaces, car parks, petrol stations etc.
- Indoor; larger (high-bay) retail outlets, warehouses, manufacturing facilities etc.

Warnings and Safety

- Use only in totally enclosed luminaire, even during testing, except for protected versions with PGZX18 cap, which are designed for open luminaires (IEC61167, IEC 62035, IEC60598)
- The luminaire must be able to contain hot lamp parts if the lamp ruptures
- Use only with electronic control gear
- Control gear must include end-of-life protection (IEC61167, IEC 62035)
- A lamp breaking is extremely unlikely to have any impact on your health. If a lamp breaks, ventilate the room for 30 minutes and remove the parts, preferably with gloves. Put them in a sealed plastic bag and take it to your local waste facilities for recycling. Do not use a vacuum cleaner.

MASTERC colour CDM-T Elite MW

Versions

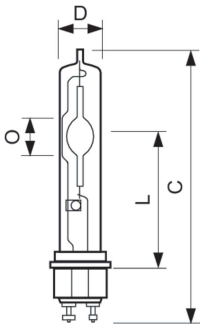


LPPR D-CDM-T PGZ18 TMW28 CL



LPPR D-CDM-T 0001

Dimensional drawing



Product	D	D	C		
CDM-T Elite 210W/930 PGZ18.1CT/12	29 mm	1.1 inch	28 mm	188 mm	186 mm
CDM-T Elite 315W/942 PGZ18.1CT/12	29 mm	1.1 inch	28 mm	188 mm	186 mm
CDM-TP MW 210W/930 PGZX18.1CT/12	1.5 inch	38 mm	193 mm		
MASTERC CDM-TMW Elite 210W/942 1CT	29 mm	1.1 inch	28 mm	188 mm	186 mm

General Information	
Operating Position	UNIVERSAL
Controls and Dimming	
Dimmable	No
Mechanical and Housing	
Bulb Finish	Clear

General Information

Order Code	Full Product Name	Cap-Base
13950800	MASTERC colour CDM-TMW Elite 210W/930 1CT	PGZ18
54803400	MASTERC CDM-TMW Elite 315W/942 1CT	PGZ18

Order Code	Full Product Name	Cap-Base
13952200	MASTERC colour CDM-TMW Elite 210W/942 1CT	PGZ18
13954600	CDM-TP MW 210W/930 PGZX18.1CT/12	PGZX18.

Light Technical

Order Code	Full Product Name	Chromaticity	Chromaticity	Correlated Color	Luminous Efficacy	Luminous Efficacy
		Coordinate X (Nom)	Coordinate Y (Nom)			
13950800	MASTERC colour CDM-TMW Elite 210W/930 1CT	0.434	0.398	Warm White (WW) 3000 K	105 lm/W	114 lm/W

MASTERC colour CDM-T Elite MW

Order Code	Full Product Name	Chromaticity Coordinate X (Nom)	Chromaticity Coordinate Y (Nom)	Color Designation	Correlated Color Temperature (Nom)	Luminous Efficacy (Rated) (Min)	Luminous Efficacy (rated) (Nom)
54803400	MASTERC CDM-TMW Elite 315W/942 1CT	0.371	0.366	Cool White (CW)	4200 K	105 lm/W	112 lm/W
13952200	MASTERC colour CDM-TMW Elite 210W/942 1CT	0.371	0.366	Cool White (CW)	4200 K	98 lm/W	108 lm/W
13954600	CDM-TP MW 210W/930 PGZX18.1CT/12	0.434	0.398	Warm White (WW)	3000 K	101 lm/W	111 lm/W

Operating and Electrical

Order Code	Full Product Name	Voltage (Nom)
13950800	MASTERC colour CDM-TMW Elite 210W/930 1CT	100 V
54803400	MASTERC CDM-TMW Elite 315W/942 1CT	100 V

Order Code	Full Product Name	Voltage (Nom)
13952200	MASTERC colour CDM-TMW Elite 210W/942 1CT	98 V
13954600	CDM-TP MW 210W/930 PGZX18.1CT/12	100 V

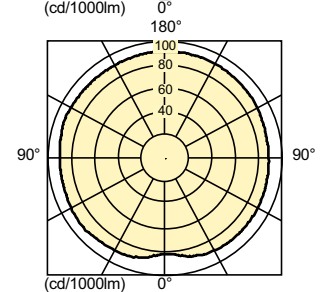
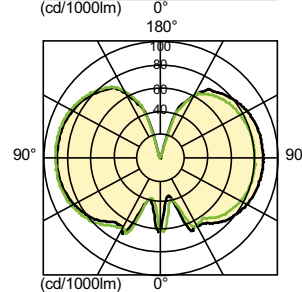
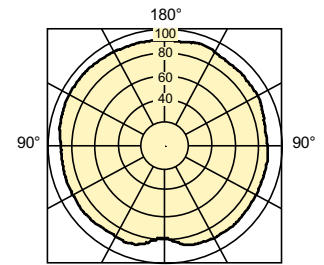
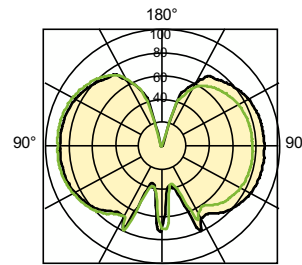
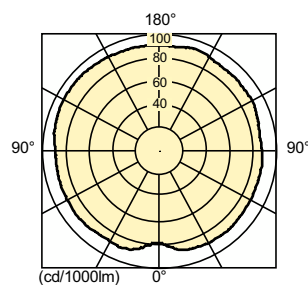
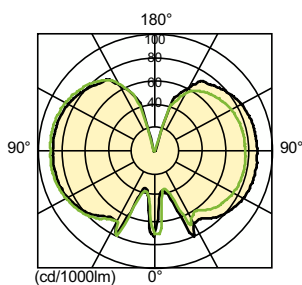
Mechanical and Housing

Order Code	Full Product Name	Bulb Shape
13950800	MASTERC colour CDM-TMW Elite 210W/930 1CT	TMW28
54803400	MASTERC CDM-TMW Elite 315W/942 1CT	TMW28

Order Code	Full Product Name	Bulb Shape
13952200	MASTERC colour CDM-TMW Elite 210W/942 1CT	TMW28
13954600	CDM-TP MW 210W/930 PGZX18.1CT/12	T12

Approval and Application

Order Code	Full Product Name	Energy Consumption kWh/1000 h	Mercury (Hg) Content (Max)
13950800	MASTERC colour CDM-TMW Elite 210W/930 1CT	210 kWh	24 mg
54803400	MASTERC CDM-TMW Elite 315W/942 1CT	316 kWh	25 mg
13952200	MASTERC colour CDM-TMW Elite 210W/942 1CT	210 kWh	23 mg
13954600	CDM-TP MW 210W/930 PGZX18.1CT/12	210 kWh	23.7 mg



MASTERColour CDM-T Elite MW

