



Miniaturized downlight with leading optical performance and great diversity

LuxSpace G4

LuxSpace Gen4 is the a new LED downlight range combining light comfort and leading performance with luxury looking

Benefits

- Visual comfort
- Multiple options for various applications
- Smart lighting

Features

- Miniaturized form factor
- High optical efficiency
- Great product diversity
- Tunable white

Application

- Office
- shopping mall
- hotel
- retail







LuxSpace G4

Versions







LuxSpace G4

Dimensional drawing



Dimensional drawing



General Information

Driver included	Yes
Light source replaceable	No
Number of gear units	1 unit

Light Technical

Optical cover/lens type	Reflector
-------------------------	-----------

Operating and Electrical

Input Voltage	220 to 240 V
---------------	--------------

Temperature

Ambient temperature range	-20 to +40 °C
---------------------------	---------------

Approval and Application

CE mark	CE mark
ENEC mark	-
Flammability mark	For mounting on normally flammable surfaces
Glow-wire test	Temperature 650 °C, duration 30 s
Mech. impact protection code	IK03

Initial Performance (IEC Compliant)

Initial chromaticity	-
----------------------	---

Over Time Performance (IEC Compliant)

Driver failure rate at 5000 h	1 %
Median useful life L80B50	50,000 hour(s)
Median useful life L90B50	21,000 hour(s)

Light Technical

Order Code	Full Product Name	Beam angle of light source	Optic type
01539941	DN590B LED15/840 PSD C D125 WH WB GC	-	Facetted reflector with beam angle 60°
01547541	DN588B LED6/830 PSU C D125 C WH WB GM	-	Facetted reflector with beam angle 60°
01547641	DN588B LED6/840 PSU C D125 C WH WB GM	-	Facetted reflector with beam angle 60°
01548741	DN588B LED6/840 PSD C D125 WH WB GM	-	Facetted reflector with beam angle 60°
01549541	DN588B LED6/830 PSU C D125 WH WB WP GM	-	Facetted reflector with beam angle 60°
01549641	DN588B LED6/840 PSU C D125 WH WB WP GM	-	Facetted reflector with beam angle 60°
01550541	DN588B LED6/840 PSD C D125 WH WB WP GM	-	Facetted reflector with beam angle 60°
01543341	DN591B LED20/830 PSD C D150 WH WB GC	-	Facetted reflector with beam angle 60°
01545441	DN592B LED25/840 PSD C D150 WH MB GC	-	Facetted reflector with beam angle 30°
01546241	DN593B LED30/940 PSU C D200 WH WB GC	-	Facetted reflector with beam angle 60°
01546441	DN593B LED30/840 PSU C D200 WH MB GC	-	Facetted reflector with beam angle 30°
01546841	DN594B LED40/840 PSU C D200 WH WB GC	-	Facetted reflector with beam angle 60°
01547741	DN589B LED10/830 PSU C D150 WH WB GM	-	Facetted reflector with beam angle 60°
01547841	DN589B LED10/840 PSU C D150 WH WB GM	-	Facetted reflector with beam angle 60°
01547941	DN590B LED15/830 PSU C D150 WH WB GM	-	Facetted reflector with beam angle 60°
01548041	DN590B LED15/840 PSU C D150 WH WB GM	-	Facetted reflector with beam angle 60°
01548141	DN591B LED20/830 PSU C D200 WH WB GM	-	Facetted reflector with beam angle 60°
01548241	DN591B LED20/840 PSU C D200 WH WB GM	-	Facetted reflector with beam angle 60°
01548341	DN593B LED30/830 PSU C D200 WH WB GM	-	Facetted reflector with beam angle 60°
01548441	DN593B LED30/840 PSU C D200 WH WB GM	-	Facetted reflector with beam angle 60°
01548541	DN594B LED40/830 PSU C D200 WH WB GM	-	Facetted reflector with beam angle 60°
01548641	DN594B LED40/840 PSU C D200 WH WB GM	-	Facetted reflector with beam angle 60°
01548841	DN589B LED10/830 PSD C D150 WH WB GM	-	Facetted reflector with beam angle 60°
01548941	DN589B LED10/840 PSD C D150 WH WB GM	-	Facetted reflector with beam angle 60°

Order Code	Full Product Name	Beam angle of light	
		source	Optic type
01549041	DN590B LED15/840 PSD C D150 WH WB GM	-	Facetted reflector with beam angle 60°
01549141	DN591B LED20/830 PSD C D200 WH WB GM	-	Facetted reflector with beam angle 60°
01549241	DN591B LED20/840 PSD C D200 WH WB GM	-	Facetted reflector with beam angle 60°
01549341	DN593B LED30/840 PSD C D200 WH WB GM	-	Facetted reflector with beam angle 60°
01549441	DN594B LED40/840 PSD C D200 WH WB GM	-	Facetted reflector with beam angle 60°
01549741	DN589B LED10/830 PSU C D150 WH WB WP GM	-	Facetted reflector with beam angle 60°
01549841	DN589B LED10/840 PSU C D150 WH WB WP GM	-	Facetted reflector with beam angle 60°
01549941	DN590B LED15/830 PSU C D150 WH WB WP GM	-	Facetted reflector with beam angle 60°
01550041	DN590B LED15/840 PSU C D150 WH WB WP GM	-	Facetted reflector with beam angle 60°
01550141	DN591B LED20/830 PSU C D200 WH WB WP GM	-	Facetted reflector with beam angle 60°
01550241	DN591B LED20/840 PSU C D200 WH WB WP GM	-	Facetted reflector with beam angle 60°
01550341	DN593B LED30/840 PSU C D200 WH WB WP GM	-	Facetted reflector with beam angle 60°
01550441	DN594B LED40/840 PSU C D200 WH WB WP GM	-	Facetted reflector with beam angle 60°
01550641	DN589B LED10/830 PSD C D150 WH WB WP GM	-	Facetted reflector with beam angle 60°
01550741	DN589B LED10/840 PSD C D150 WH WB WP GM	-	Facetted reflector with beam angle 60°
01550841	DN590B LED15/840 PSD C D150 WH WB WP GM	-	Facetted reflector with beam angle 60°
01550941	DN591B LED20/830 PSD C D200 WH WB WP GM	-	Facetted reflector with beam angle 60°
01551041	DN591B LED20/840 PSD C D200 WH WB WP GM	-	Facetted reflector with beam angle 60°
01551141	DN593B LED30/840 PSD C D200 WH WB WP GM	-	Facetted reflector with beam angle 60°
01551241	DN594B LED40/840 PSD C D200 WH WB WP GM	-	Facetted reflector with beam angle 60°
01551941	DN594B LED40/840 PSU C D200 WH WB CAU	-	Facetted reflector with beam angle 60°
01542251	DN591B LED20/TWH PSD C D150 WH MB GM	32 degree(s)	Facetted reflector with beam angle 36°
01542551	DN591B LED20/TWH PSD C D150 WH WB GM	62 degree(s)	Facetted reflector with beam angle 60°

Controls and Dimming

Order Code	Full Product Name	Dimmable
01539941	DN590B LED15/840 PSD C D125 WH WB GC	Yes
01547541	DN588B LED6/830 PSU C D125 C WH WB GM	No
01547641	DN588B LED6/840 PSU C D125 C WH WB GM	No
01548741	DN588B LED6/840 PSD C D125 WH WB GM	Yes
01549541	DN588B LED6/830 PSU C D125 WH WB WP GM	No
01549641	DN588B LED6/840 PSU C D125 WH WB WP GM	No
01550541	DN588B LED6/840 PSD C D125 WH WB WP GM	Yes
01543341	DN591B LED20/830 PSD C D150 WH WB GC	Yes
01545441	DN592B LED25/840 PSD C D150 WH MB GC	Yes
01546241	DN593B LED30/940 PSU C D200 WH WB GC	No
01546441	DN593B LED30/840 PSU C D200 WH MB GC	No
01546841	DN594B LED40/840 PSU C D200 WH WB GC	No
01547741	DN589B LED10/830 PSU C D150 WH WB GM	No
01547841	DN589B LED10/840 PSU C D150 WH WB GM	No
01547941	DN590B LED15/830 PSU C D150 WH WB GM	No
01548041	DN590B LED15/840 PSU C D150 WH WB GM	No
01548141	DN591B LED20/830 PSU C D200 WH WB GM	No
01548241	DN591B LED20/840 PSU C D200 WH WB GM	No
01548341	DN593B LED30/830 PSU C D200 WH WB GM	No
01548441	DN593B LED30/840 PSU C D200 WH WB GM	No
01548541	DN594B LED40/830 PSU C D200 WH WB GM	No
01548641	DN594B LED40/840 PSU C D200 WH WB GM	No
01548841	DN589B LED10/830 PSD C D150 WH WB GM	Yes
01548941	DN589B LED10/840 PSD C D150 WH WB GM	Yes

Order Code	Full Product Name	Dimmable
01549041	DN590B LED15/840 PSD C D150 WH WB GM	Yes
01549141	DN591B LED20/830 PSD C D200 WH WB GM	Yes
01549241	DN591B LED20/840 PSD C D200 WH WB GM	Yes
01549341	DN593B LED30/840 PSD C D200 WH WB GM	Yes
01549441	DN594B LED40/840 PSD C D200 WH WB GM	Yes
01549741	DN589B LED10/830 PSU C D150 WH WB WP GM	No
01549841	DN589B LED10/840 PSU C D150 WH WB WP GM	No
01549941	DN590B LED15/830 PSU C D150 WH WB WP GM	No
01550041	DN590B LED15/840 PSU C D150 WH WB WP GM	No
01550141	DN591B LED20/830 PSU C D200 WH WB WP GM	No
01550241	DN591B LED20/840 PSU C D200 WH WB WP GM	No
01550341	DN593B LED30/840 PSU C D200 WH WB WP GM	No
01550441	DN594B LED40/840 PSU C D200 WH WB WP GM	No
01550641	DN589B LED10/830 PSD C D150 WH WB WP GM	Yes
01550741	DN589B LED10/840 PSD C D150 WH WB WP GM	Yes
01550841	DN590B LED15/840 PSD C D150 WH WB WP GM	Yes
01550941	DN591B LED20/830 PSD C D200 WH WB WP GM	Yes
01551041	DN591B LED20/840 PSD C D200 WH WB WP GM	Yes
01551141	DN593B LED30/840 PSD C D200 WH WB WP GM	Yes
01551241	DN594B LED40/840 PSD C D200 WH WB WP GM	Yes
01551941	DN594B LED40/840 PSU C D200 WH WB CAU	No
01542251	DN591B LED20/TWH PSD C D150 WH MB GM	Yes
01542551	DN591B LED20/TWH PSD C D150 WH WB GM	Yes

Approval and Application

Order Code	Full Product Name	Protection class IEC	Ingress protection code
01539941	DN590B LED15/840 PSD C D125 WH WB GC	Safety class I	IP20
01547541	DN588B LED6/830 PSU C D125 C WH WB GM	Safety class II	IP20
01547641	DN588B LED6/840 PSU C D125 C WH WB GM	Safety class II	IP20
01548741	DN588B LED6/840 PSD C D125 WH WB GM	Safety class II	IP20
01549541	DN588B LED6/830 PSU C D125 WH WB WP GM	Safety class II	IP20/54
01549641	DN588B LED6/840 PSU C D125 WH WB WP GM	Safety class II	IP20/54
01550541	DN588B LED6/840 PSD C D125 WH WB WP GM	Safety class II	IP20/54
01543341	DN591B LED20/830 PSD C D150 WH WB GC	Safety class I	IP20
01545441	DN592B LED25/840 PSD C D150 WH MB GC	Safety class I	IP20
01546241	DN593B LED30/940 PSU C D200 WH WB GC	Safety class II	IP20
01546441	DN593B LED30/840 PSU C D200 WH MB GC	Safety class II	IP20

Order Code	Full Product Name	Protection class IEC	Ingress protection code
01546841	DN594B LED40/840 PSU C D200 WH WB GC	Safety class II	IP20
01547741	DN589B LED10/830 PSU C D150 WH WB GM	Safety class II	IP20
01547841	DN589B LED10/840 PSU C D150 WH WB GM	Safety class II	IP20
01547941	DN590B LED15/830 PSU C D150 WH WB GM	Safety class II	IP20
01548041	DN590B LED15/840 PSU C D150 WH WB GM	Safety class II	IP20
01548141	DN591B LED20/830 PSU C D200 WH WB GM	Safety class II	IP20
01548241	DN591B LED20/840 PSU C D200 WH WB GM	Safety class II	IP20
01548341	DN593B LED30/830 PSU C D200 WH WB GM	Safety class II	IP20
01548441	DN593B LED30/840 PSU C D200 WH WB GM	Safety class II	IP20
01548541	DN594B LED40/830 PSU C D200 WH WB GM	Safety class II	IP20
01548641	DN594B LED40/840 PSU C D200 WH WB GM	Safety class II	IP20

Order Code	Full Product Name	Protection class IEC	Ingress protection code
01548841	DN589B LED10/830 PSD C D150 WH WB GM	Safety class II	IP20
01548941	DN589B LED10/840 PSD C D150 WH WB GM	Safety class II	IP20
01549041	DN590B LED15/840 PSD C D150 WH WB GM	Safety class I	IP20
01549141	DN591B LED20/830 PSD C D200 WH WB GM	Safety class I	IP20
01549241	DN591B LED20/840 PSD C D200 WH WB GM	Safety class I	IP20
01549341	DN593B LED30/840 PSD C D200 WH WB GM	Safety class I	IP20
01549441	DN594B LED40/840 PSD C D200 WH WB GM	Safety class I	IP20
01549741	DN589B LED10/830 PSU C D150 WH WB WP GM	Safety class II	IP20/54
01549841	DN589B LED10/840 PSU C D150 WH WB WP GM	Safety class II	IP20/54
01549941	DN590B LED15/830 PSU C D150 WH WB WP GM	Safety class II	IP20/54
01550041	DN590B LED15/840 PSU C D150 WH WB WP GM	Safety class II	IP20/54
01550141	DN591B LED20/830 PSU C D200 WH WB WP GM	Safety class II	IP20/54
01550241	DN591B LED20/840 PSU C D200 WH WB WP GM	Safety class II	IP20/54

Order Code	Full Product Name	Protection class IEC	Ingress protection code
01550341	DN593B LED30/840 PSU C D200 WH WB WP GM	Safety class II	IP20/54
01550441	DN594B LED40/840 PSU C D200 WH WB WP GM	Safety class II	IP20/54
01550641	DN589B LED10/830 PSD C D150 WH WB WP GM	Safety class II	IP20/54
01550741	DN589B LED10/840 PSD C D150 WH WB WP GM	Safety class II	IP20/54
01550841	DN590B LED15/840 PSD C D150 WH WB WP GM	Safety class I	IP20/54
01550941	DN591B LED20/830 PSD C D200 WH WB WP GM	Safety class I	IP20/54
01551041	DN591B LED20/840 PSD C D200 WH WB WP GM	Safety class I	IP20/54
01551141	DN593B LED30/840 PSD C D200 WH WB WP GM	Safety class I	IP20/54
01551241	DN594B LED40/840 PSD C D200 WH WB WP GM	Safety class I	IP20/54
01551941	DN594B LED40/840 PSU C D200 WH WB CAU	Safety class II	IP20
01542251	DN591B LED20/TWH PSD C D150 WH MB GM	Safety class II	IP20
01542551	DN591B LED20/TWH PSD C D150 WH WB GM	Safety class II	IP20

Initial Performance (IEC Compliant)

Order Code	Full Product Name	Luminous flux tolerance
01539941	DN590B LED15/840 PSD C D125 WH WB GC	+/-10%
01547541	DN588B LED6/830 PSU C D125 C WH WB GM	+/-10%
01547641	DN588B LED6/840 PSU C D125 C WH WB GM	+/-10%
01548741	DN588B LED6/840 PSD C D125 WH WB GM	+/-10%
01549541	DN588B LED6/830 PSU C D125 WH WB WP GM	+/-10%
01549641	DN588B LED6/840 PSU C D125 WH WB WP GM	+/-10%
01550541	DN588B LED6/840 PSD C D125 WH WB WP GM	+/-10%
01543341	DN591B LED20/830 PSD C D150 WH WB GC	+/-10%
01545441	DN592B LED25/840 PSD C D150 WH MB GC	+/-10%
01546241	DN593B LED30/940 PSU C D200 WH WB GC	+/-10%
01546441	DN593B LED30/840 PSU C D200 WH MB GC	+/-10%
01546841	DN594B LED40/840 PSU C D200 WH WB GC	+/-10%
01547741	DN589B LED10/830 PSU C D150 WH WB GM	+/-10%
01547841	DN589B LED10/840 PSU C D150 WH WB GM	+/-10%
01547941	DN590B LED15/830 PSU C D150 WH WB GM	+/-10%
01548041	DN590B LED15/840 PSU C D150 WH WB GM	+/-10%
01548141	DN591B LED20/830 PSU C D200 WH WB GM	+/-10%
01548241	DN591B LED20/840 PSU C D200 WH WB GM	+/-10%
01548341	DN593B LED30/830 PSU C D200 WH WB GM	+/-10%

Order Code	Full Product Name	Luminous flux tolerance
01548441	DN593B LED30/840 PSU C D200 WH WB GM	+/-10%
01548541	DN594B LED40/830 PSU C D200 WH WB GM	+/-10%
01548641	DN594B LED40/840 PSU C D200 WH WB GM	+/-10%
01548841	DN589B LED10/830 PSD C D150 WH WB GM	+/-10%
01548941	DN589B LED10/840 PSD C D150 WH WB GM	+/-10%
01549041	DN590B LED15/840 PSD C D150 WH WB GM	+/-10%
01549141	DN591B LED20/830 PSD C D200 WH WB GM	+/-10%
01549241	DN591B LED20/840 PSD C D200 WH WB GM	+/-10%
01549341	DN593B LED30/840 PSD C D200 WH WB GM	+/-10%
01549441	DN594B LED40/840 PSD C D200 WH WB GM	+/-10%
01549741	DN589B LED10/830 PSU C D150 WH WB WP GM	+/-10%
01549841	DN589B LED10/840 PSU C D150 WH WB WP GM	+/-10%
01549941	DN590B LED15/830 PSU C D150 WH WB WP GM	+/-10%
01550041	DN590B LED15/840 PSU C D150 WH WB WP GM	+/-10%
01550141	DN591B LED20/830 PSU C D200 WH WB WP GM	+/-10%
01550241	DN591B LED20/840 PSU C D200 WH WB WP GM	+/-10%
01550341	DN593B LED30/840 PSU C D200 WH WB WP GM	+/-10%
01550441	DN594B LED40/840 PSU C D200 WH WB WP GM	+/-10%
01550641	DN589B LED10/830 PSD C D150 WH WB WP GM	+/-10%

Order Code	Full Product Name	Luminous flux tolerance
01550741	DN589B LED10/840 PSD C D150 WH WB WP GM	+/-10%
01550841	DN590B LED15/840 PSD C D150 WH WB WP GM	+/-10%
01550941	DN591B LED20/830 PSD C D200 WH WB WP GM	+/-10%
01551041	DN591B LED20/840 PSD C D200 WH WB WP GM	+/-10%
01551141	DN593B LED30/840 PSD C D200 WH WB WP GM	+/-10%

Order Code	Full Product Name	Luminous flux tolerance
01551241	DN594B LED40/840 PSD C D200 WH WB WP GM	+/-10%
01551941	DN594B LED40/840 PSU C D200 WH WB CAU	+/-10%
01542251	DN591B LED20/TWH PSD C D150 WH MB GM	+/-15%
01542551	DN591B LED20/TWH PSD C D150 WH WB GM	+/-15%

Application Conditions

Order Code	Full Product Name	Maximum dim level
01539941	DN590B LED15/840 PSD C D125 WH WB GC	1%
01547541	DN588B LED6/830 PSU C D125 C WH WB GM	Not applicable
01547641	DN588B LED6/840 PSU C D125 C WH WB GM	Not applicable
01548741	DN588B LED6/840 PSD C D125 WH WB GM	1%
01549541	DN588B LED6/830 PSU C D125 WH WB WP GM	Not applicable
01549641	DN588B LED6/840 PSU C D125 WH WB WP GM	Not applicable
01550541	DN588B LED6/840 PSD C D125 WH WB WP GM	1%
01543341	DN591B LED20/830 PSD C D150 WH WB GC	1%
01545441	DN592B LED25/840 PSD C D150 WH MB GC	1%
01546241	DN593B LED30/940 PSU C D200 WH WB GC	Not applicable
01546441	DN593B LED30/840 PSU C D200 WH MB GC	Not applicable
01546841	DN594B LED40/840 PSU C D200 WH WB GC	Not applicable
01547741	DN589B LED10/830 PSU C D150 WH WB GM	Not applicable
01547841	DN589B LED10/840 PSU C D150 WH WB GM	Not applicable
01547941	DN590B LED15/830 PSU C D150 WH WB GM	Not applicable
01548041	DN590B LED15/840 PSU C D150 WH WB GM	Not applicable
01548141	DN591B LED20/830 PSU C D200 WH WB GM	Not applicable
01548241	DN591B LED20/840 PSU C D200 WH WB GM	Not applicable
01548341	DN593B LED30/830 PSU C D200 WH WB GM	Not applicable
01548441	DN593B LED30/840 PSU C D200 WH WB GM	Not applicable
01548541	DN594B LED40/830 PSU C D200 WH WB GM	Not applicable
01548641	DN594B LED40/840 PSU C D200 WH WB GM	Not applicable
01548841	DN589B LED10/830 PSD C D150 WH WB GM	1%
01548941	DN589B LED10/840 PSD C D150 WH WB GM	1%

Order Code	Full Product Name	Maximum dim level
01549041	DN590B LED15/840 PSD C D150 WH WB GM	1%
01549141	DN591B LED20/830 PSD C D200 WH WB GM	1%
01549241	DN591B LED20/840 PSD C D200 WH WB GM	1%
01549341	DN593B LED30/840 PSD C D200 WH WB GM	1%
01549441	DN594B LED40/840 PSD C D200 WH WB GM	1%
01549741	DN589B LED10/830 PSU C D150 WH WB WP GM	Not applicable
01549841	DN589B LED10/840 PSU C D150 WH WB WP GM	Not applicable
01549941	DN590B LED15/830 PSU C D150 WH WB WP GM	Not applicable
01550041	DN590B LED15/840 PSU C D150 WH WB WP GM	Not applicable
01550141	DN591B LED20/830 PSU C D200 WH WB WP GM	Not applicable
01550241	DN591B LED20/840 PSU C D200 WH WB WP GM	Not applicable
01550341	DN593B LED30/840 PSU C D200 WH WB WP GM	Not applicable
01550441	DN594B LED40/840 PSU C D200 WH WB WP GM	Not applicable
01550641	DN589B LED10/830 PSD C D150 WH WB WP GM	1%
01550741	DN589B LED10/840 PSD C D150 WH WB WP GM	1%
01550841	DN590B LED15/840 PSD C D150 WH WB WP GM	1%
01550941	DN591B LED20/830 PSD C D200 WH WB WP GM	1%
01551041	DN591B LED20/840 PSD C D200 WH WB WP GM	1%
01551141	DN593B LED30/840 PSD C D200 WH WB WP GM	1%
01551241	DN594B LED40/840 PSD C D200 WH WB WP GM	1%
01551941	DN594B LED40/840 PSU C D200 WH WB CAU	Not applicable
01542251	DN591B LED20/TWH PSD C D150 WH MB GM	1%
01542551	DN591B LED20/TWH PSD C D150 WH WB GM	1%

