



TL-D Standard Colours

TL-D 58W/33-640 1SL/25

TL-D Standard Colors lamps (tube diameter of 26 mm) create atmospheres from warm white to cool daylight. Lamps with moderate efficacy and color rendering.

Warnings and Safety

- A lamp breaking is extremely unlikely to have any impact on your health. If a lamp breaks, ventilate the room for 30 minutes and remove the parts, preferably with gloves. Put them in a sealed plastic bag and take it to your local waste facilities for recycling. Do not use a vacuum cleaner.

Product data

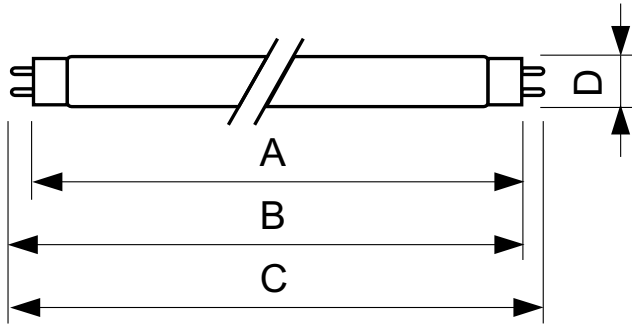
| General Information | | Voltage (Nom) | |
|---------------------------------------|----------------------------------|------------------------------------|------------------------|
| Cap base | G13 [Medium Bi-Pin Fluorescent] | 111 V | |
| Life to 10% failures (nom.) | 10000 h | Controls and Dimming | |
| Life to 50% failures (nom.) | 13000 h | Dimmable | Yes |
| Light Technical | | Mechanical and Housing | |
| Colour Code | 33-640 | Bulb shape | T8 [26 mm (T8)] |
| Luminous flux (nom.) | 4600 lm | Approval and Application | |
| Colour designation | Cool White (CW) | Mercury (Hg) content (nom.) | 8.0 mg |
| Lumen maintenance 10,000 hours (nom.) | 75 % | Energy consumption kWh/1,000 hours | 68 kWh |
| Lumen maintenance 2,000 hours (nom.) | 90 % | Product Data | |
| Lumen maintenance 5,000 hours (nom.) | 80 % | Full product code | 871150095049940 |
| Correlated Colour Temperature (Nom) | 4100 K | Order product name | TL-D 58W/33-640 1SL/25 |
| Colour rendering index (nom.) | 63 | EAN/UPC – product | 8711500950499 |
| Operating and Electrical | | Order code | 95049940 |
| Power (Rated) (Nom) | 58.5 W | SAP numerator – quantity per pack | 1 |
| Lamp current (nom.) | 0.670 A | | |

TL-D Standard Colours

| | |
|---------------------------------|--------------|
| Numerator – packs per outer box | 25 |
| SAP material | 928049003312 |
| SAP net weight (piece) | 167.000 g |

| | |
|------------|-------------------|
| ILCOS code | FD-58/41/2B-E-G13 |
|------------|-------------------|


Dimensional drawing



TL-D 58W/33-640

| Product | D (max) | A (max) | B (max) | B (min) | C (max) |
|---------------------------|---------|-----------|-----------|-----------|-----------|
| TL-D 58W/33-640 1SL/25 | 28 mm | 1500.0 mm | 1507.1 mm | 1504.7 mm | 1514.2 mm |

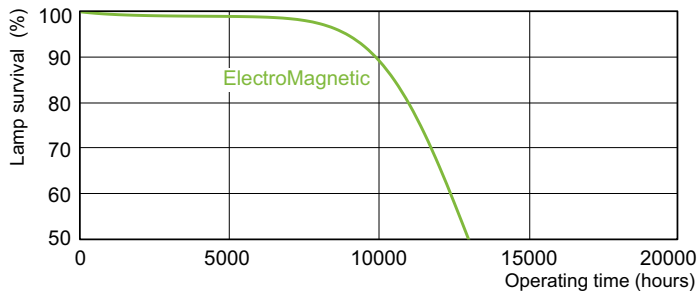
Photometric data



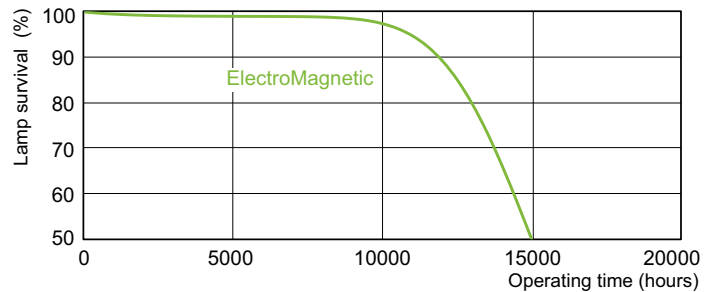
LDPB_TL-DSTD_33-640_0001-Spectral power distribution B/W

Lightcolour /33-640

Lifetime



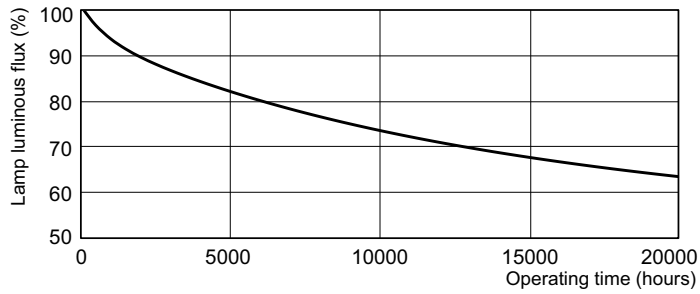
LDLE_TL-DSTD_0001-Life expectancy diagram



LDLE_TL-DSTD_0002-Life expectancy diagram

TL-D Standard Colours

Lifetime



LDLM_TL-DSTD_0001-Lumen maintenance diagram

