



MH-Sc

MH 100W/640 E27 CL 1SL/24

Sodium Scandium Metal Halide Lamps consisting of a gasfilled glass bulb, which alternatively are clear or internal coated, and a quartz discharge tube (DT).

Product data

General information	
Cap base	E27 [E27]
Operating position	H [Hanging or Base Up (BU)]
Life to 5% failures (nom.)	2000 h
Life to 20% failures (nom.)	5000 h
Life to 50% failures (nom.)	10000 h
System description	na [-]
Light technical	
Colour Code	640 [CCT of 4,000 K]
Luminous flux (rated) (min.)	8730 lm
Luminous flux (rated) (nom.)	9700 lm
Colour designation	Cool White (CW)
Lumen maintenance 2,000 hours (nom.)	75 %
Lumen maintenance 5,000 hours (nom.)	60 %
Chromaticity coordinate X (nom.)	375
Chromaticity coordinate Y (nom.)	385
Correlated Colour Temperature (Nom)	4200 K
Luminous efficacy (rated) (nom.)	92 lm/W
Colour rendering index (nom.)	65
Operating and electrical	
Power (Rated) (Max)	- W
Power (Rated) (Min)	- W
Power (Rated) (Nom)	105 W

Lamp current run-up (max.)	1.5 A
Lamp current (EM) (nom.)	1.1 A
Ignition supply voltage (max.)	198 V
Ignition peak voltage (max.)	2700 V
Ignition supply voltage (min.)	198 V
Voltage (Max)	110 V
Voltage (Min)	90 V
Voltage (Nom)	100 V

Controls and dimming	
Dimmable	No

Mechanical and housing	
Lamp Finish	Clear
Bulb shape	ED55 [ED 55mm]

Approval and application	
Mercury (Hg) content (nom.)	10.2 mg
Energy consumption kWh/1,000 hours	110 kWh

Luminaire design requirements	
Bulb temperature (max.)	450 °C
Cap-base temperature (max.)	250 °C
Cap-base temperature (max.)	482 °F

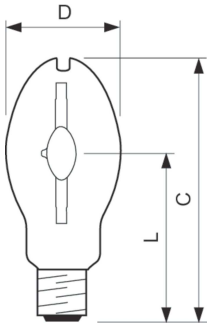
MH-NaSc

Product data

Full product code	871150021157600
Order product name	MH 100W/640 E27 CL 1SL/24
EAN/UPC – product	8711500211576
Order code	21157600
SAP numerator – quantity per pack	1

Numerator – packs per outer box	24
SAP material	928484500092
Net Weight (Piece)	0.073 kg

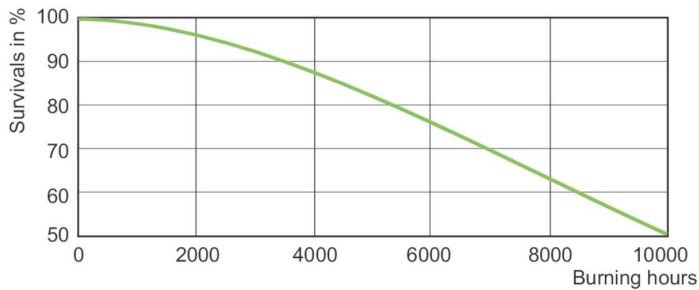
Dimensional drawing



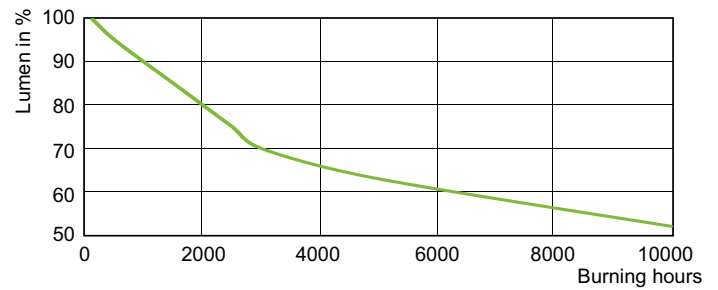
MH 100W/640 E27 CL 1SL/24

Product	D (max)	L (min)	C (max)
MH 100W/640 E27 CL 1SL/24	56 mm	83 mm	141 mm

Lifetime



LDLE_MH_0009-Life expectancy diagram



LDLM_MH_0010-Lumen maintenance diagram

