



The next generation of white light.

MasterColor CDM-T Elite Med Wattage

The Philips MasterColor Elite MW system offers an unrivalled level of light quality and performance. The lamp's sparkling white light creates a natural ambience and really brings out the best in all different types of colors. In addition, the high efficiency of the lamp and ballast together means reduced energy use and a lower cost of ownership compared to a 400W Metal Halide HID system

Benefits

- Excellent color rendering of 90+ CRI
- Philips "Green Flagship Product" - Low mercury, no lead
- New socket design provides higher optical efficiency

Features

- Significant upgrade opportunity over traditional HID systems.
- Viable alternative to fluorescent options.
- Excellent color quality and consistent light output from beginning to end.
- Being 50% smaller than traditional metal halide lamps, MasterColor CDM Elite MW gives freedom in optic and luminaire design.
- Sparkling properties of white light create a more natural and inviting ambience.
- 210 & 315 Watt, 3000 & 4200 color versions. Each powered by an Advance e-Vision electronic ballast.

Application

- Ideal for architectural facade lighting, illumination of pedestrian areas, indoor retail outlets, warehouses, manufacturing facilities

MasterColor CDM-T Elite Med Wattage

Warnings and Safety

- R "WARNING: These lamps can cause serious skin burn and eye inflammation from short wave ultraviolet radiation if outer envelope of the lamp is broken or punctured. Do not use where people will remain for more than a few minutes unless adequate shielding or other safety precautions are used. Certain lamps that will automatically extinguish when the outer envelope is broken or punctured are commercially available." This lamp complies with FDA radiation performance standard 21 CFR subchapter J. (USA:21 CFR 1040.30 Canada: SOR/DORS/80-381)

Versions

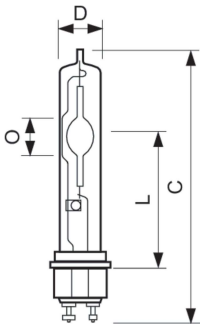


LPPR D-CDM-T PGZ18 TMW28 CL



LPPR D-CDM-T 0001

Dimensional drawing



Product	D (max)	D	D	C (max)	C
CDM-T Elite 210W/930 PGZ18.1CT/12	29 mm	1.1 inch	28 mm	188 mm	186 mm
CDM-T Elite 315W/942 PGZ18.1CT/12	29 mm	1.1 inch	28 mm	188 mm	186 mm
CDM-TP MW 210W/930 PGZX18.1CT/12	1.5 inch	38 mm	193 mm		

General Information	
Operating Position	UNIVERSAL
Operating and Electrical	
Voltage (Nom)	100 V
Controls and Dimming	
Dimmable	No
Mechanical and Housing	
Bulb Finish	Clear

General Information

Order Code	Full Product Name	Cap-Base
928601164731	CDM-T Elite 210W/930 PGZ18.1CT/12	PGZ18
928601164831	CDM-T Elite 315W/942 PGZ18.1CT/12	PGZ18

Order Code	Full Product Name	Cap-Base
928601167031	CDM-TP MW 210W/930 PGZX18.1CT/12	PGZX18.

MasterColor CDM-T Elite Med Wattage

Light Technical (1/2)

Order Code	Full Product Name	Chromaticity	Chromaticity	Color Designation	Correlated Color	Color	Luminous Efficacy (Rated) (Min)	Luminous Efficacy (rated) (Nom)
		Coordinate X (Nom)	Coordinate Y (Nom)		Temperature (Nom)	rendering index (CRI)		
928601164731	CDM-T Elite 210W/930 PGZ18.1CT/12	0.434	0.398	Warm White (WW)	3000 K	90	105 lm/W	114 lm/W
928601164831	CDM-T Elite 315W/942 PGZ18.1CT/12	0.371	0.366	Cool White (CW)	4200 K	93	105 lm/W	112 lm/W
928601167031	CDM-TP MW 210W/930 PGZX18.1CT/12	0.434	0.398	Warm White (WW)	3000 K	90	101 lm/W	111 lm/W

Light Technical (2/2)

Order Code	Full Product Name	Luminous Flux
928601164731	CDM-T Elite 210W/930 PGZ18.1CT/12	24,000 lumen
928601164831	CDM-T Elite 315W/942 PGZ18.1CT/12	35,500 lumen

Order Code	Full Product Name	Luminous Flux
928601167031	CDM-TP MW 210W/930 PGZX18.1CT/12	23,300 lumen

Operating and Electrical

Order Code	Full Product Name	Power Consumption
928601164731	CDM-T Elite 210W/930 PGZ18.1CT/12	210.0 W
928601164831	CDM-T Elite 315W/942 PGZ18.1CT/12	315.9 W

Order Code	Full Product Name	Power Consumption
928601167031	CDM-TP MW 210W/930 PGZX18.1CT/12	210.0 W

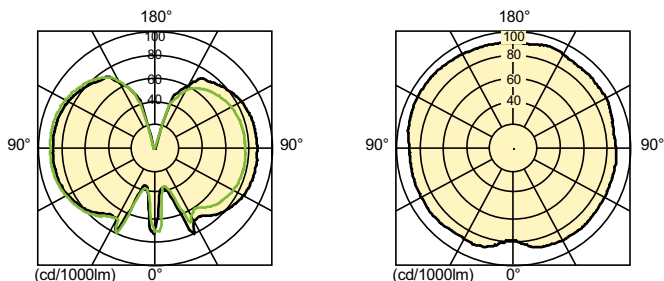
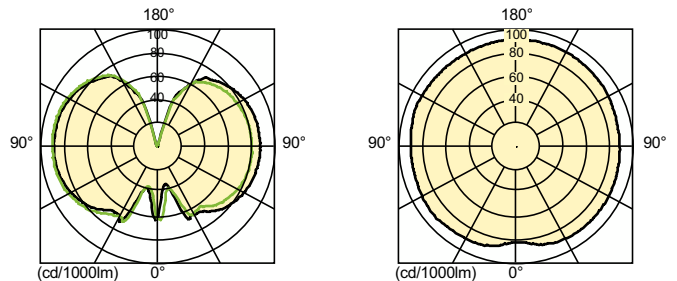
Mechanical and Housing

Order Code	Full Product Name	Bulb Shape
928601164731	CDM-T Elite 210W/930 PGZ18.1CT/12	TMW28
928601164831	CDM-T Elite 315W/942 PGZ18.1CT/12	TMW28

Order Code	Full Product Name	Bulb Shape
928601167031	CDM-TP MW 210W/930 PGZX18.1CT/12	T12

Approval and Application

Order Code	Full Product Name	Energy Consumption kWh/1000 h	Mercury (Hg) Content (Max)
928601164731	CDM-T Elite 210W/930 PGZ18.1CT/12	210 kWh	24 mg
928601164831	CDM-T Elite 315W/942 PGZ18.1CT/12	316 kWh	25 mg
928601167031	CDM-TP MW 210W/930 PGZX18.1CT/12	210 kWh	23.7 mg



MasterColor CDM-T Elite Med Wattage

