



OccuSwitch - a smart move

OccuSwitch

The OccuSwitch is a movement detector with a built-in switch. It will switch the lights off in a room or area when it is vacated and thus save up to 30% on electricity. The OccuSwitch can switch any load of up to 6 A and control an area of between 20 and 25 m². A detachable mains connector enables easy installation and mounting of the OccuSwitch in the ceiling, a separate Wieland cable is available for easy, fast and trouble-free installation.

Benefits

- Energy savings of up to 30% and good pay-back
- Works with almost all lamp- and luminaire types
- Easy to install, enables even faster installation by optional Wieland connectors.

Features

- OccuSwitch has a smart timer that will extend the delay time by 10 minutes if movement is detected shortly after switch-off, assuming that the area is still in use but there is very little movement
- The OccuSwitch has a retractable shield that can be used to shield off areas, e.g. corridors, adjacent to the area the OccuSwitch is controlling

Application

- The OccuSwitch is designed for use in offices, schools and similar applications, including toilets, storage rooms, etc
- It is optimized for recessed ceiling mounting and for mounting heights between 2.5 and 4 meters
- The surface box also enables surface mounting, with either recessed wiring or surface-mounted ducts

Specifications

Type	LRM1000 OS mov det
	LRM1010 OS mov det small
	LRM1011 OS mov det small parallel
	LRM1020 OS mov det corridor
	LRM1021 OS mov det corridor parallel
	LRM1030 OS mov det switch 3 wire

LRM1031 OS mov det switch 2 wire
LRM1035 OS mov det switch 3 wire UK
LRM1036 OS mov det switch 2 wire UK
LRM1040 OS mov det IP44 180dgr
LRH1000 OS protection korb

Versions

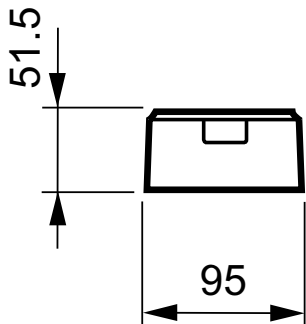
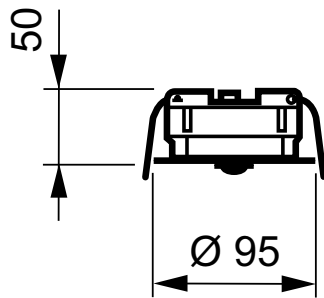
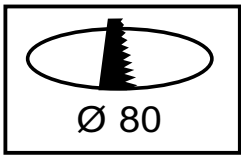


LRM1070/00 SENSR MOV DET ST



LRH1070/00 SENSR SURFACE BOX

Dimensional drawing



Product
LRM1080/00 SENSR MOV DET ST IR
LRM1070/00 SENSR MOV DET ST

Product
LRH1070/00 SENSR SURFACE BOX

