



SlimBlend Square – High performance, advanced control

SlimBlend Square, recessed

Office regulation-compliant lighting with good quality of light is in demand. Moreover, there is also an increasing need for comfort-enhancing effects such as diffused lighting and lighting that smoothly blends into the ceiling architecture. That's why 'surface of light' solutions are becoming more and more popular. But parallel to these needs, are the demands to reduce energy and maintenance costs. SlimBlend answers all these needs and more. Not only does it provide glare-free comfort with a diffuse effect and clutter-free aesthetics, thanks to integrated control options, it also creates a special blending of light. It uses the 'trapped' light under the masking to create a subtle glow, with a soft transition to the edge, lowering the brightness perception and blending the light into the ceiling. SlimBlend can also be part of a connected lighting system and integrated into the IT infrastructure, enabling data on usage to be collected to help reduce energy costs and enhance employee comfort further. Also, thanks to the slim design, it enables technical equipment to be more easily installed in the plenum. Moreover, thanks to the variety of ways of mounting, various ceiling-mounted lights can take advantage of this luminaire family. SlimBlend comes in square and rectangular and can be either recessed, surface-mounted or suspended. It offers a good balance between initial cost and ROI, making it the ideal choice for delivering excellent quality of light and a fast ROI for offices.

Benefits

- Unique combination of distinguished look and feel, and performance
- Helps declutter ceiling architectures
- Integrated sensor makes it ready for connected-lighting systems
- Reduced installation time and cost

SlimBlend Square, recessed

Features

- Best-in-class efficacy, supporting green building design
- Good balance between initial cost and ROI, payback within three years
- Integrated sensor for (connected) lighting systems enabling additional energy saving and data collection
- Light floats towards the edges of the luminaire to ensure that it blends into the ceiling architecture
- Comfortable, glare-free office-compliant lighting using Micro Lens Optics
- 3 hour emergency lighting options available

Application

- Offices
- Healthcare
- Education

Specifications

Type	RC400B (module size 600x600 mm versions) RC402B (module size 625x625 mm versions)
Ceiling type	Exposed and symmetrical concealed T-bar ceiling and plaster (board) ceiling
Ceiling grid	Module size in length: 600 mm Module size in length: 625 mm
Light source	Non-replaceable LED module
Power (+/-10%)	25-40 W (depending on type)
Beam angle	92°
Luminous flux	2,800 Lumen 3,600 Lumen 4,200 Lumen
Correlated Colour Temperature	3,000 K and 4,000 K
Colour Rendering Index	>80
Lumen maintenance at median useful life* 50,000 h	L80
Control gear failure rate at median useful life 50,000 h	5%
Performance Ambient Temperature Tq	+25 °C

Operating temperature range	+10 to +40 °C
Driver	Built-in
Power/Data supply	PSU PSD PSD-CLO PSD-T PoE
Mains voltage	220-240 V / 50-60 Hz
Dimming	Dali, PoE
Material	Housing: coated steel and plastic Optics: Micro Lens Optics (MLO)
Colour	White
Optical cover	Micro Lens Optic (MLO)
Connection	PIP or W
Maintenance	Optical module sealed for life; no internal cleaning required
Installation	Individual; lay-in in exposed ceiling grids or with ceiling brackets in concealed ceiling grids or plasterboard ceilings
Through-wiring possible	Yes (depending on type)
Accessories	Concealed, Plaster, Suspended & Surface-Mounted kits

SlimBlend Square, recessed


Versions



SlimBlend recessed mod. 600



SlimBlend recessed mod. 600



SlimBlend recessed mod. 625



SlimBlend recessed mod. 600

Product details



SlimBlend_RR-RC400B-3DPP.tif



SlimBlend_SR-RC400B_VPC_T-11DPP.tif



SlimBlend_RR-RC400B-3DPP.tif



SlimBlend_SR-RC400B_VPC_T-15DPP.tif



SlimBlend_SR-RC400B-9DPP.tif



SlimBlend_SR-RC400B-10DPP.tif

SlimBlend Square, recessed

Product details



SlimBlend_SR-RC400B-3DPP.tif

SlimBlend_SR-RC400B-4DPP.tif



SlimBlend_RR-RC400B-8DPP.tif



SlimBlend_SR-RC400B-12DPP.tif


SlimBlend_SR-RC400B-2COM_DPP.tif

SlimBlend_SR-RC400B-3COM_DPP.tif



SlimBlend_SR-RC400B-3DPP.tif

SlimBlend_SR-RC400B-8DPP.tif



SlimBlend Square, recessed

Product details

SlimBlend_SR-RC400B-2Com_DPP.tif



SlimBlend_SR-RC400B-9DPP.tif



SlimBlend_SR-RC400B-1COM_DPP.tif



SlimBlend_SR-RC400B-7DPP.tif



SlimBlend_SR-RC400B-1Com_DPP.tif




SlimBlend_SR-RC400B-13DPP.tif



SlimBlend_SR-RC400B-3Com_DPP.tif



SlimBlend_SR-RC400B-14DPP.tif



SlimBlend Square, recessed

Application Conditions

Ambient temperature range +10 to +40 °C

Approval and Application

Mech. impact protection code IK02

Ingress protection code IP20

Operating and Electrical

Input Voltage 220-240 V

General Information

Beam angle of light source 120 °

CE mark CE mark

Driver included Yes

ENEC mark ENEC mark

Flammability mark F

Glow-wire test 650/5

Light source replaceable No

Number of gear units 1 unit

Optic type No

Product Family Code RC400B

Initial Performance (IEC Compliant)

Init. Colour rendering index 80

Luminous flux tolerance +/-10%

Mechanical and Housing

Colour White

Application Conditions

Order Code	Full Product Name	Maximum dimming level	Suitable for random switching
17458300	RC400B LED36S/840 PSD W60L60 VPC PIP	1%	Yes
17693800	RC400B LED36S/840 PSU W60L60 VPC PIP	-	Yes
17703400	RC400B LED42S/840 PSU W60L60 VPC PIP	-	Yes
17694500	RC400B LED36S/830 PSD W60L60 CPC PIP	1%	Yes
17695200	RC400B LED36S/840 PSD W60L60 CPC PIP	1%	Yes
17699000	RC400B LED36S/830 PSD W60L60 PCV PIP	1%	Yes
17700300	RC400B LED36S/840 PSD W60L60 PCV PIP	1%	Yes
40106100	RC400B LED36S/830 PSD W60L60 VPC SWZ PIP	1%	Yes (relates to presence/movement detection and daylight harvesting)
96042100	RC400B LED36S/840 PSD W60L60 VPC SWZ PIP	1%	Yes

Controls and Dimming

Order Code	Full Product Name	Dimmable
17458300	RC400B LED36S/840 PSD W60L60 VPC PIP	Yes
17693800	RC400B LED36S/840 PSU W60L60 VPC PIP	No
17703400	RC400B LED42S/840 PSU W60L60 VPC PIP	No
17694500	RC400B LED36S/830 PSD W60L60 CPC PIP	Yes
17695200	RC400B LED36S/840 PSD W60L60 CPC PIP	Yes

Order Code	Full Product Name	Dimmable
17699000	RC400B LED36S/830 PSD W60L60 PCV PIP	Yes
17700300	RC400B LED36S/840 PSD W60L60 PCV PIP	Yes
40106100	RC400B LED36S/830 PSD W60L60 VPC SWZ PIP	Yes
96042100	RC400B LED36S/840 PSD W60L60 VPC SWZ PIP	Yes

General Information

Order Code	Full Product Name	Protection class IEC
17458300	RC400B LED36S/840 PSD W60L60 VPC PIP	Safety class II (II)
17693800	RC400B LED36S/840 PSU W60L60 VPC PIP	Safety class II (II)
17703400	RC400B LED42S/840 PSU W60L60 VPC PIP	Safety class II (II)
17694500	RC400B LED36S/830 PSD W60L60 CPC PIP	Safety class II (II)
17695200	RC400B LED36S/840 PSD W60L60 CPC PIP	Safety class II (II)

Order Code	Full Product Name	Protection class IEC
17699000	RC400B LED36S/830 PSD W60L60 PCV PIP	Safety class II (II)
17700300	RC400B LED36S/840 PSD W60L60 PCV PIP	Safety class II (II)
40106100	RC400B LED36S/830 PSD W60L60 VPC SWZ PIP	Safety class II (II)
96042100	RC400B LED36S/840 PSD W60L60 VPC SWZ PIP	Safety class I (I)

Initial Performance (IEC Compliant) (1/2)

SlimBlend Square, recessed

Order Code	Full Product Name	Initial chromaticity	Init. Corr. Colour Temperature	Initial LED luminaire efficacy	Initial luminous flux
17458300	RC400B LED36S/840 PSD W60L60 VPC PIP	(0.38, 0.38)	4000 K	107 lm/W	3600 lm
17693800	RC400B LED36S/840 PSU W60L60 VPC PIP	(0.38, 0.38)	4000 K	107 lm/W	3600 lm
17703400	RC400B LED42S/840 PSU W60L60 VPC PIP	(0.38, 0.38)	4000 K	104 lm/W	4200 lm
17694500	RC400B LED36S/830 PSD W60L60 CPC PIP	(0.43, 0.40)	3000 K	100 lm/W	3600 lm
17695200	RC400B LED36S/840 PSD W60L60 CPC PIP	(0.38, 0.38)	4000 K	107 lm/W	3600 lm

Order Code	Full Product Name	Initial chromaticity	Init. Corr. Colour Temperature	Initial LED luminaire efficacy	Initial luminous flux
	PSD W60L60 CPC PIP				
17699000	RC400B LED36S/830 PSD W60L60 PCV PIP	(0.43, 0.40)	3000 K	100 lm/W	3600 lm
17700300	RC400B LED36S/840 PSD W60L60 PCV PIP	(0.38, 0.38)	4000 K	107 lm/W	3600 lm
40106100	RC400B LED36S/830 PSD W60L60 VPC SWZ PIP	(0.43, 0.40)	3000 K	100 lm/W	3600 lm
96042100	RC400B LED36S/840 PSD W60L60 VPC SWZ PIP	(0.43, 0.40)	4000 K	100 lm/W	3600 lm

Initial Performance (IEC Compliant) (2/2)

Order Code	Full Product Name	Initial input power
17458300	RC400B LED36S/840 PSD W60L60 VPC PIP	33.5 W
17693800	RC400B LED36S/840 PSU W60L60 VPC PIP	33.5 W
17703400	RC400B LED42S/840 PSU W60L60 VPC PIP	40.5 W
17694500	RC400B LED36S/830 PSD W60L60 CPC PIP	36 W
17695200	RC400B LED36S/840 PSD W60L60 CPC PIP	33.5 W

Order Code	Full Product Name	Initial input power
17699000	RC400B LED36S/830 PSD W60L60 PCV PIP	36 W
17700300	RC400B LED36S/840 PSD W60L60 PCV PIP	33.5 W
40106100	RC400B LED36S/830 PSD W60L60 VPC SWZ PIP	36 W
96042100	RC400B LED36S/840 PSD W60L60 VPC SWZ PIP	33.5 W

