



CoreLine Trunking

LL120X LED160S/840 2x PSU VWB 5X2.5 WH

CoreLine Trunking - 6 pcs - LED module, system flux 16000 lm - Power supply unit - Very wide beam - - - 5 conductors cross-section 2.5 mm² - - - Feed-through wiring 5-phase - Ceiling-mounting bracket - White - - - -

Whether for a new facility or renovation of an existing space, customers want lighting solutions that provide quality of light and substantial energy and maintenance savings. The new CoreLine Trunking range of LED products can be used to replace general lighting. The process of selecting, installing and maintaining is so easy – it's a simple switch.

Product data

General Information		Connection	
Number of light sources	6 [6 pcs]	Connection	CU5 [Connection unit 5-pole]
Lamp family code	LED160S [LED module, system flux 16000 lm]	Cable	-
Beam angle of light source	120 °	Protection class IEC	Safety class I (I)
Light source colour	840 neutral white	Mounting	SMB [Ceiling-mounting bracket]
Light source replaceable	No	Ready-to-install	-
Number of gear units	2 units	Glow-wire test	650/5 [Temperature 650 °C, duration 5 s]
Driver/power unit/transformer	PSU [Power supply unit]	Flammability mark	F [For mounting on normally flammable surfaces]
Driver included	Yes	Accessories included	MB-SW [Mounting bracket for suspension wire]
Optic type	VWB [Very wide beam]	CE mark	CE mark
Optical cover/lens type	No [-]	ENEC mark	ENEC mark
Luminaire light beam spread	140° x 94°	Mechanical accessories	No [-]
Emergency lighting	No [-]	Remarks	*- According to the Lighting Europe guidance paper 'Evaluating performance of LED based luminaires – January 2018': statistically there is
Control interface	-		
Internal wiring	Standard		
Feed-through wiring	Feed-through wiring 5-phase		

CoreLine Trunking

	no relevant difference in lumen maintenance between the B50 and, for example, the B10. Therefore, the median useful life (B50) value also represents the B10 value.
Constant light output	No
Number of products on MCB (16 A type B)	24
EU RoHS compliant	Yes
Product family code	LL120X [CoreLine Trunking]
Unified glare rating CEN	Not applicable

Light Technical

Light distribution	DIR [Direct lighting]
--------------------	------------------------

Operating and Electrical

Input Voltage	220 to 240 V
Input frequency	50 to 60 Hz
Control signal voltage	0-16 V DC DALI
Circuit	No [-]
Circuit option	5x2.5 [5 conductors cross-section 2.5 mm ²]
Initial CLO power consumption	- W
Average CLO power consumption	- W
Inrush current	19 A
Inrush time	0.28 ms
Power factor (min.)	0.97

Controls and Dimming

Dimmable	No
----------	----

Mechanical and Housing

Housing material	Steel
Reflector material	-
Optic material	Acrylate
Optical cover/lens material	Acrylate
Fixation material	Steel
Optical cover/lens finish	Frosted
Overall length	3450 mm
Overall width	95 mm
Overall height	52 mm
Height	52 mm
Diameter	-

Colour	White
Dimensions (height x width x depth)	52 x 95 x 3450 mm (2 x 3.7 x 135.8 in)

Approval and Application

Ingress protection code	IP20 [Finger-protected]
Mech. impact protection code	IK02 [0.2 J standard]

Initial Performance (IEC Compliant)

Initial luminous flux	16000 lm
Luminous flux tolerance	+/-2%
Initial LED luminaire efficacy	148 lm/W
Init. Corr. Colour Temperature	4000 K
Init. Colour rendering index	≥80
Initial chromaticity	(0.38, 0.38) SDCM <3
Initial input power	108 W
Power consumption tolerance	+/-10%

Over Time Performance (IEC Compliant)

Control gear failure rate at median useful life 50,000 h	5 %
Lumen maintenance at median useful life* 50,000 h	L80

Application Conditions

Ambient temperature range	-20 to +35 °C
Performance ambient temperature Tq	25 °C
Maximum dimming level	Not applicable
Suitable for random switching	No

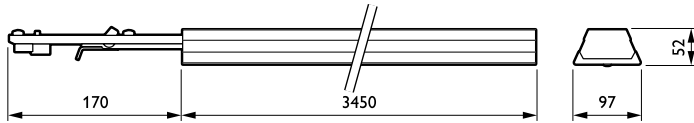
Product Data

Full product code	871869638179300
Order product name	LL120X LED160S/840 2x PSU VWB 5X2.5 WH
EAN/UPC – product	8718696381793
Order code	38179300
Numerator – quantity per pack	1
Numerator – packs per outer box	1
SAP material	910925864059
SAP net weight (piece)	7.230 kg



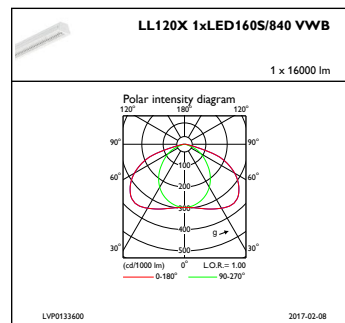
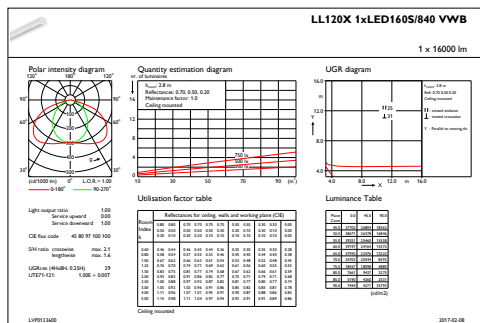
CoreLine Trunking

Dimensional drawing



CoreLine electr. units LL120X-LL122X

Photometric data



IFGU1_LL120X1xLED160S840VVWB

IFPC1_LL120X1xLED160S840VVWB

